





## SPRINT 545/SPRINT 565 S2

AUTOMATIC BAR FEEDERS

Diameter range: 5 – 45 / 65 mm



YOUR ONE-STOP-SHOP  
FOR MACHINE-TOOL PERIPHERALS



## CONSTRUCTION

Sprint models 545 and 565 S2 are assembled on a heavy, stable steel structure. The assembly with the hydrostatic effect guide system guarantees stability and maximum absorption of vibrations, even at high speed.

## LOADING CAPACITY


Vertical chains with loading hooks save space and offer unrivalled autonomy. The bars are lifted to the axis of the spindle one after the other.

The Sprint 565 S2 can be equipped with the following chain hooks:

- for bar diameters up to 65 mm, 9 bars can be loaded
- for bar diameters up to 52 mm, 11 bars can be loaded

The Sprint 545 can be equipped with the following chain hooks:

- for bar diameters up to 45 mm, 11 bars can be loaded
- for bar diameters up to 38 mm, 18 bars can be loaded



## CAPACITY INCREASE

An additional 330 mm ramp can be adapted to the floor in order to increase the autonomy.

## GUIDE COMPONENTS

The guide bearing blocks open individually. This system guarantees optimal guiding of the bar and pusher.



## DIAMETER CHANGE

During a diameter change, setup can be performed easily and in record time. The components are replaced quickly and without the need for tools. It takes no more than 2 minutes to change a diameter in a single set of bearing blocks. It takes 10 minutes to change everything: bearing blocks, pusher, collet, etc.



## REMOTE CONTROL/PROGRAMMABLE

The front rest and the bar selector are set electrically when the data is entered on the remote control.

The feed force speeds are automatically calculated when the bar diameter is entered on the control. Its touchscreen makes data entry easy thanks to the clear functions.

## LIBRARY OF PARTS


One of the new features is the option to save up to 500 parts and the related bar feeder settings.

The saved data is as follows: material diameter, topcut position, feed length and end of bar position.

## OPTIONS SPRINT 545/SPRINT 565 S2

### BAR FEEDER LONGITUDINAL MOVEMENT

This movement system frees up access to the spindle and facilitates replacement of the reduction tubes and other maintenance operations. As this option is located between the bar feeder and its supports anchored to the ground, the alignment with the spindle is still guaranteed.



### LONGITUDINAL MOVEMENT WITH 2 POSITIONS, ONLY ON THE SPRINT 545

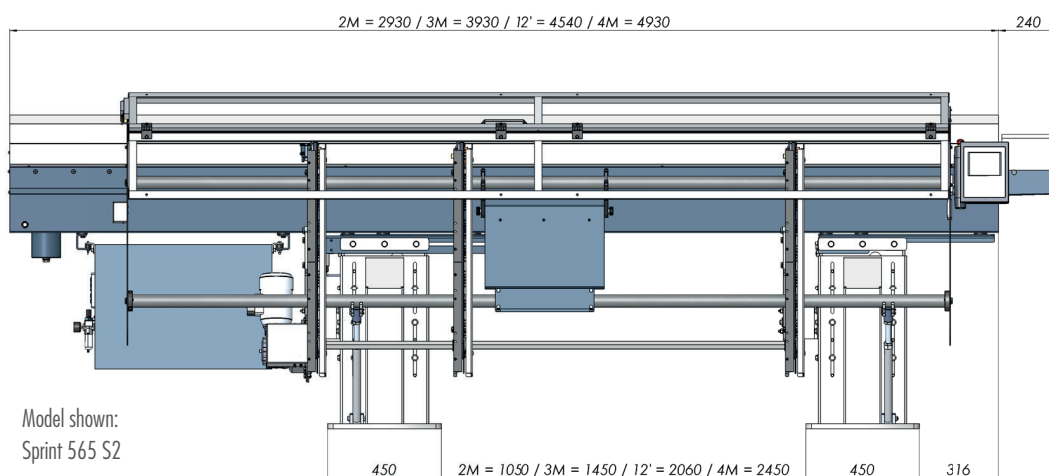
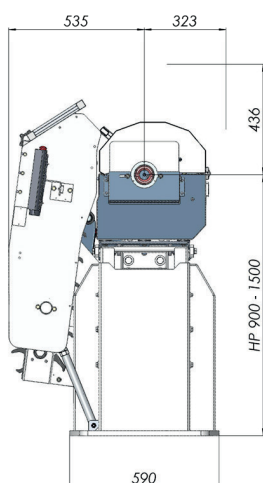
This option has been specially developed to equip latest generation lathes which can operate with or without a guide bush. When machining without a guide bush, the bar feeder is in the farthest forward position, as close as possible to the spindle, to reduce the free space to the minimum. When machining with a guide bush, the bar feeder is moved back to an adjustable position between 100 mm and 240 mm, to keep the bar feeder as close as possible to the spindle. This mechanism allows a movement of 400 mm.

## TECHNICAL SPECIFICATIONS

Capacity		SPRINT 545	SPRINT 565 S2
Diameter	mm	ø 5 - 45	ø 5 - 65
Bar length 2m/3m/12"/4m	mm	2200/3200/3800/4200	
Loading system		Side chain elevator	
Loading capacity		18 x ø 38 mm - 11 x ø 45 mm	11 x ø 52 mm - 9 x ø 65 mm
Loading side		Right/Left	
Applications			
Type of headstock		Fixed/Sliding	Fixed
Remnant length	mm	Min. 110/Max. 450	
Synchronisation		PLC/Servo motor	
Remote control		Colour touchscreen with library of 500 parts	
Diameter change			
Partial change	min	2 (in the same bearings)	
Total change	min	10 (for all guide components)	
Front rest		Fixed, 2 position pneumatic, automatic	
Bar selection		Automatic	
Driving system			
Motor		Servo	
Drive		Belt	
Guide		Hydrostatic bearings	
Oil		80L, ISO VG 100	
Options			
Longitudinal movement	mm	500	350
Adjustable 2-positions longitudinal movement		Yes	No
330 mm capacity extension			

## YOUR ONE-STOP-SHOP FOR MACHINE-TOOL PERIPHERALS

LNS provides a full range of bar feeders, chip conveyors, coolant management systems and air filtration systems which is second to none on the market. We are known in the industry for the solid expertise we have gained over several decades in an exceptionally wide range of applications, our excellent customer service and technical support. This support is ensured by highly qualified technicians who are available at key locations throughout Europe.



Model shown:  
Sprint 565 S2



LNS SA  
Route de Frinvillier  
2534 Orvin  
Switzerland

+41 32 358 02 00  
LNS@LNS-europe.com  
www.LNS-europe.com